


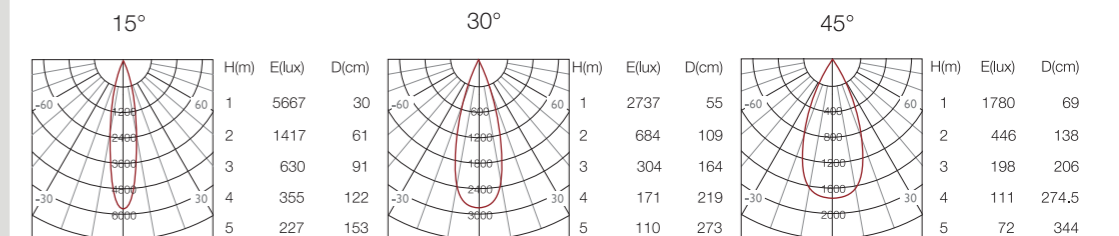
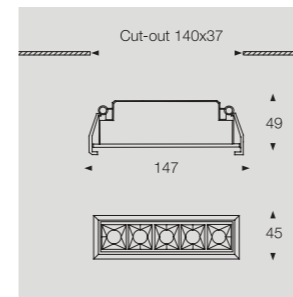


ANGELO SERIES

- 25° nghiêng cho những vị trí cần chiếu sáng.
- Tùy chọn với 3 góc chiếu 15°, 30°, 45°.
- Độ hoàn màu cao CRI>90 .
- Tùy chọn thiết bị điều khiển: Bật/tắt; Triac, 0-10V, Dali.



Model	Power	Luminous flux	Dimensions	Cut-out	Input	Chip led
A0510A	5*2w	800lm	147*45*49mm	140*37mm	200-240V	OSRAM



Model	Power	Luminous flux	Dimensions	Cut-out	Input	Chip led
A1020A	10*2w	1400lm	280*45*49mm	273*37mm	200-240V	OSRAM

