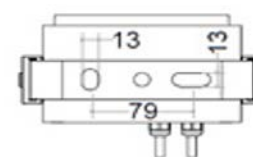
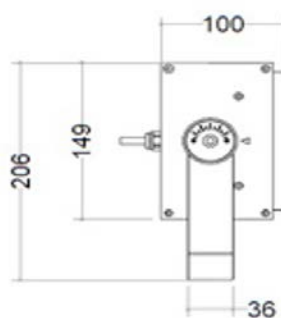
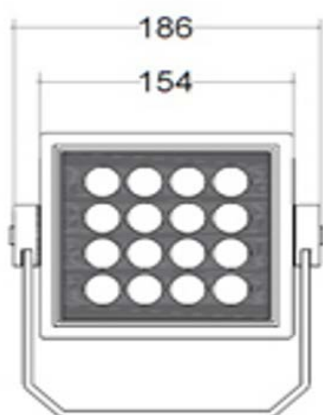


LED Project Light



Technical drawing



Specification

Model No.	CCT	Power	Input Voltage	LED Brand	Luminous flux	Beam angle	LED Qty
TG1501A16D2	3000K (warm white)	28W	DC24V	Cree	1682lm	60°	16pcs

Mechanical parameters

CRI	>80	Material	Aluminum + tempered glass
Installation	Surface mounted	Surface color	Matte black
Bracket adjustable	Ajustable 135°	IP rating	IP65